


G-Link[®]-200-OEM Wireless Accelerometer Node



G-Link[®]-200-OEM – High-speed triaxial accelerometer node

The **G-Link-200-OEM** has an on-board triaxial accelerometer that allows high-resolution data acquisition with extremely low noise and drift. Additionally, derived vibration parameters allow for long-term monitoring of key performance indicators while maximizing battery life.

LORD Sensing Wireless Sensor Networks enable simultaneous, high-speed sensing and data aggregation from scalable sensor networks. Our wireless sensing systems are ideal for test and measurement, remote monitoring, system performance analysis, and embedded applications.

Users can easily program nodes for continuous, periodic burst, or event-triggered sampling with the SensorConnect software. The optional web-based SensorCloud interface optimizes data aggregation, analysis, presentation, and alerts for sensor data from remote networks.

PRODUCT HIGHLIGHTS

- On-board triaxial accelerometer with ± 2 to ± 40 g measurement range
- Continuous, periodic burst, and event-triggered sampling
- Output raw acceleration waveform data or derived vibration parameters (Velocity, Amplitude, Crest Factor)
- 1 Sample per hour to 4096 Samples per second
- Wide input voltage from 3.3 to 36 V

FEATURES AND BENEFITS

HIGH PERFORMANCE

- Extremely low noise on all axis $25 \mu\text{g}/\sqrt{\text{Hz}}$ or $80 \mu\text{g}/\sqrt{\text{Hz}}$
- High accuracy temperature sensor $\pm 0.25 \text{ }^\circ\text{C}$
- Wireless range up to 2 km (800 m typical)
- Datalog up to 8 million data points

EASE OF USE

- End-to-End wireless sensing solution reduces development and deployment time
- Remote configuration, acquisition, and display of sensor data with SensorConnect[™]
- Optional web-based SensorCloud platform optimizes data storage, viewing, alerts, and analysis.
- Easy custom integration with open-source, comprehensive communications and command library (API)

APPLICATIONS

- Vibration monitoring
- Condition based maintenance (CBM)
- Impact and event monitoring



G-Link[®]-200-OEM Wireless Accelerometer Node

Specifications

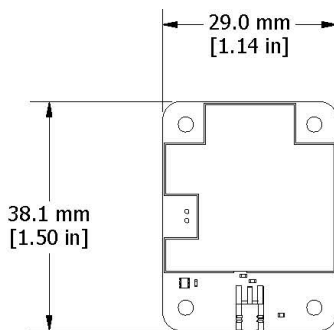
Analog Input Channels		
Measurement range	8 g	40 g
		±2 g, ±4 g, or ±8 g configurable
Noise density	25 µg/√Hz	80 µg/√Hz
0 g offset	±25 mg (±2 g)	±50 mg (±10 g)
0 g offset vs temperature	±.1 mg/°C (typical) ±.15 mg/°C (max)	±0.5 mg/°C (typical) ±0.75 mg/°C (max)
Integrated Sensors	Triaxial MEMS accelerometer, 3 channels	
Accelerometer bandwidth	DC to 1 kHz	
Resolution	20-bit	
Scale factor error	< 1% full-scale	
Cross axis sensitivity	1%	
Sensitivity change (temperature)	±0.01%/°C	
Anti-aliasing filter	1.5 kHz (-6 dB attenuation)	
Low-pass digital filter	26 to 800 Hz - configurable	
High-pass digital filter	Off to 2.5 Hz - configurable	
Integrated Temperature Channel		
Measurement range	-40°C to 85°C	
Accuracy	±0.25°C (over full range)	
Sampling		
Sampling modes	Continuous, periodic burst, event triggered	
Output options	Acceleration, Tilt, and Derived channels: Velocity (IPSRms), Amplitude (Grms and Gpk-pk) and Crest Factor	
Sampling rates	1 sample/hour to 4096 samples/second	
Sample rate stability	±5 ppm	
Network capacity	Up to 128 nodes per RF channel (bandwidth calculator) http://www.microstrain.com/configure-your-system	
Node synchronization	±50 µsec	
Data storage capacity	16 M Bytes (up to 8,000,000 data points)	

Operating Parameters				
Wireless communication range	Outdoor/line-of-sight: 2 km (ideal)*, 800 m (typical)**			
	Onboard antenna: 1 km (ideal)*, 400 (typical)** Indoor/obstructions: 50 m (typical)**			
Antenna	Surface mount or External through MMCX or U.FL connector			
Radio frequency (RF) transceiver carrier	License-free 2.405 to 2.480 GHz with 16 channels			
RF transmit power	User-adjustable 0 dBm to 20 dBm. Restricted regionally			
Power source	3.3 V dc to 36 V dc to solder pads			
Pulse Current***	Tx Power	VIN = 3.6 V	VIN = 5.0 V	VIN = 12 V
	+20 dBm	135 mA	100 mA	45 mA
	+16 dBm or less	100 mA	70 mA	32 mA
ESD	±4000 V (Applies to VIN, GND, Antenna, and shield)			
Operating temperature	-40°C to +85°C			
Mechanical Shock Limit	1000g/1.5ms			
Physical Specifications				
Dimensions	38.1 mm x 29.0 mm x 6.5 mm			
Mounting	(4) 2- 56 UNC			
Weight	8.17 grams			
Conformal coating	Humiseal 1B31			
Integration				
Compatible gateways	All WSDA gateways			
Software	SensorCloud, SensorConnect, Windows 7, 8 & 10 compatible			
Software development kit	http://www.microstrain.com/software/mscl			
Regulatory compliance	FCC (USA), IC (Canada), CE (European Union), JET (Japan)			

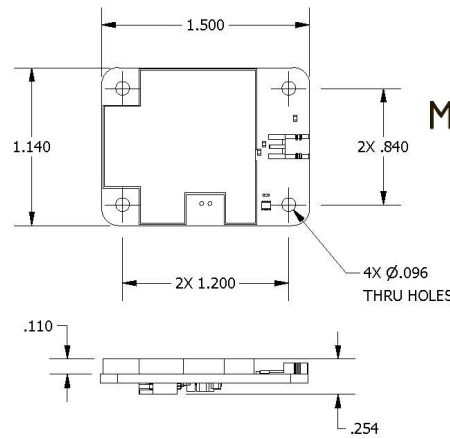
* Actual range varies with conditions

** Measured with antennas elevated, no obstructions, no RF interferers.

*** Power source must supply short duration pulse currents as determined by the transmit power setting and the supply voltage.



Typical Mounting



Optional Mounting

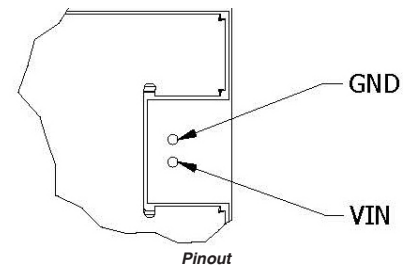


Metromatics

For further information or pricing, please contact us:

Melbourne 03 9872 4592 Sydney 02 9460 4355
Brisbane 07 3868 4255 Adelaide 08 8343 8516

sales@metromatics.com.au
www.metromatics.com.au



LORD Sensing MicroStrain
459 Hurricane Lane Suite 102
Williston, VT 05495 • USA
www.microstrain.com

Customer Support Center (in United States & Canada)
Tel: +1.802.862.6629
Email: sensing_sales@LORD.com | sensing_support@LORD.com
For a listing of our worldwide locations, visit LORD.com

