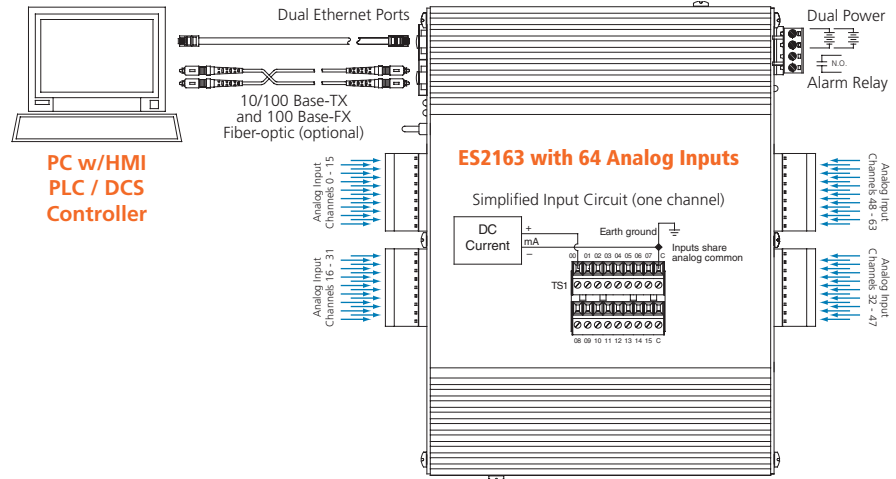



Ethernet I/O: EtherStax® Series

ES2163 Ethernet Analog Input Modules



64-channel single-ended analog current input ♦ Modbus TCP/IP or UDP/IP communication

Description

These EtherStax I/O modules provide a rugged, high-density, and high-speed solution to interface a large quantity of analog input signals to SCADA and distributed I/O systems. Each unit converts up to 64 single-ended analog current signals from various sensors and instruments for transmission to an Ethernet-based control network. Typical applications include process control, automated manufacturing, remote data acquisition, test and measurement, embedded computing, and supervisory monitoring systems.

EtherStax units are built and tested to deliver high reliability and dependable performance in hostile environments. Many features help increase reliability, improve performance and protect from harsh environments. Available in an aluminum enclosure or as an open circuit board, both formats stack vertically to maintain a very small footprint.

Input Ranges

±20mA, 0-20mA, 4-20mA DC

Ethernet Communication


10/100Base-T(X) and 100Base-FX, Automatic MDI/MDI-X on all copper ports, Modbus TCP/IP or UDP/IP protocol

Power Requirement

18 to 36V DC (redundancy-ready)

Approvals

UL/cUL:
Zone 2, Class 1, Division 2, Groups ABCD



Open circuit board versions are also available.

Key Features & Benefits

- 64 single-ended analog current inputs
- 4-way isolation and surge suppression
- High-resolution 16-bit A/D
- High-speed scanning with 10 millisecond update of all 64 channels
- Automatic zero/span calibration
- On-demand self-test verifies calibration
- Configurable from any web browser
- User-configurable sample averaging and integration/totalization function with non-volatile registers
- Dual-format data registers support 16-bit integers or 32-bit floating point
- Scaling registers on all channels



Tel: 248-295-0880 ■ sales@acromag.com ■ www.acromag.com ■ 30765 S Wixom Rd, Wixom, MI 48393 USA



Performance Specifications

◆ General Specifications

See Page 7 for communication and other specs.

◆ Analog Field Inputs

Input Channel Configuration

64 single-ended analog inputs. 32 channels on front and rear panels of unit.

DC Current Input Ranges

±20mA, 0-20mA, or 4-20mA DC (default).
User-configured on a per-channel basis.

Input Scaling (per-channel basis)

Floating Point Format: IEEE-754 32-bit configurable for 12 digits with 4 decimal places.

16-bit Signed Integer Format: All channels represented as ±30,000.

Input Resolution and Accuracy

Resolution: 15-bit maximum, 0.003%.
Accuracy: Better than 0.1% of range.

Input Impedance

100 ohms.

Input Scan Groups and Scan Times

Eight user-enabled 8-channel scan groups.
10mS (100Hz) update of all 64 channels.

First 8-channel group updates in 1.80mS (555Hz).
Each additional 8-channel group adds 1.20mS to the update time.

Sample Averaging

0 to 500 samples, user-configurable.

Input Overvoltage Protection

Bipolar Transient Voltage Suppressors (TVS),
14V working voltage.

Noise Rejection

Common Mode (50-60Hz): Better than 72dB.

◆ Local Alarm Output

Configuration

Failsafe or non-failsafe (software-configurable) relay trips on power or link-loss failure.

Type

SPST-NO, 1 Form A, Class I, Division II approved

Rating

5A @ 24V DC/250V AC, 6000 cycles resistive
3A @ 24V DC/250V AC, 100,000 cycles general
2A @ 24V DC/250V AC, Hazardous locations

Maximum Switching Voltage and Power

250V AC / 750VA, 125V DC / 90W

◆ Ethernet Interface

Internal Switch or Hub/Repeater

Dual-port Ethernet switch. Web-configurable as a true switch (default mode) or low-latency hub.

Network Connector (10/100 Base-TX Copper)

One or two 8-pin RJ-45 connectors. Automatic MDI/MDI-X. 100m communication distance.

Network Connector (100 Base-FX Fiber-optic)

One multi-mode duplex SC connector. Full-duplex only. 2km communication distance.

Protocols and Addressing

Modbus TCP/IP or UDP/IP. StaticIP, DHCP, BootP. Configurable IP addresses.

Ethernet Modbus TCP/IP Sockets/Sessions

1-10 socket/sessions programmable via web page.

Ethernet Redundancy

Compatible with STP, RSTP, proprietary schemes.

◆ Environmental

Operating and Storage Temperature

Operating Range: -40 to 70°C (-40 to 158°F)
Storage Range: -40 to 85°C (-40 to 185°F)

Power Requirements

18-36V DC. Redundant, diode-coupled terminals.
4.4W (copper ports), 5.5W (fiber-optic ports).

Ambient Temperature Effect

Less than 35ppm/°C (0.0035%/°C)

Isolation

I/O, power, relay and Ethernet port-to-port.
Peak: 1500V AC, ANSI/ISA-82.01-1988
Continuous: 250V AC, 354V DC

◆ Enclosure and Physical

Housing Classification and Dimensions

IP20: 8.226" x 2.444" x 7.25", 4 lbs. packed
PCB: 7.920" x 1.875" x 7.25", 1.65 lbs. packed

Safety Approvals

UL/cUL Listed.

Hazardous Locations: Class I; Division 2; A, B, C, D
Open board units: UL Recognized

Shock and Vibration Immunity (in enclosure)

Mechanical Shock: 50g (3ms), 30g (11ms)
Random Vibration: 5g, (5-500Hz)

Ordering Information

◆ Models

[ES2163-0000](#)

Current inputs, two Cu ports, IP20 enclosure

[ES2163-0010](#)

Current inputs, two Cu ports, open board

[ES2163-1000](#)

Current inputs, Cu & fiber ports, IP20 enclosure

[ES2163-1010](#)

Current inputs, Cu & fiber ports, open board

◆ Accessories

[Industrial Ethernet Switches](#)

See Page 33.

[Hardware Accessories and Power Supplies](#)

See Page 34.

[Software Support](#)

See Page 36.