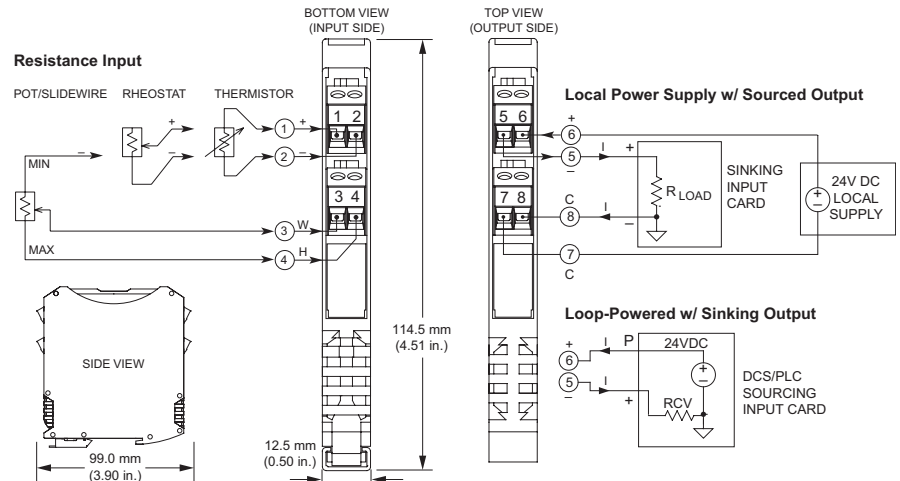




Transmitters: TT230 Series

TT234 Potentiometer / thermistor input two-wire transmitter



Potentiometer/slidewire, thermistor input ♦ 4-20mA output (sink/source) ♦ 12-32V DC loop/local power

Description

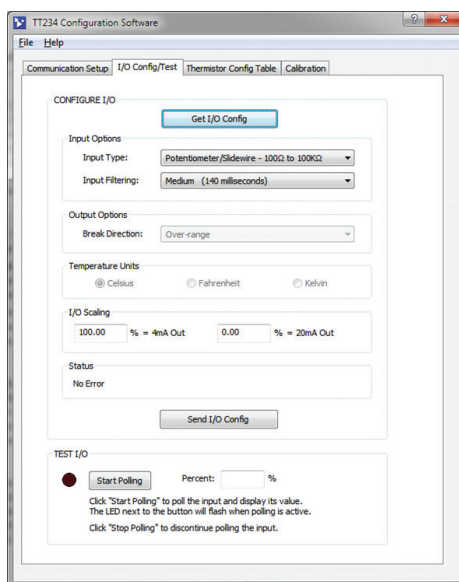
The TT234 model is a space-saving two-wire transmitter that isolates and converts a resistive sensor input to a proportional 4-20mA signal. Power is received from the output loop current or a DC supply when using a three-wire connection. The transmitter provides sensor excitation plus performs linearization, lead-wire compensation, and lead-break detection.

Setup and calibration are fast and easy with a convenient USB connection to your PC and Acromag's Windows configuration software.

Advanced signal processing capabilities, variable range input, and convenient USB programming make this instrument a very versatile temperature measurement device. These transmitters can withstand harsh industrial environments and operate reliably across a wide temperature range with very low drift. They feature RFI, EMI, ESD, EFT, and surge protection plus low radiated emissions.

Key Features & Benefits

- Easy setup and digital calibration via USB with Windows configuration software
- Interfaces 100-100kΩ potentiometer/slidewire and 100-1MΩ NTC thermistor/rheostat inputs
- Customizable thermistor linearization table with preset curves for popular resistances
- 1500V isolation between input/output circuits
- Space-saving 12.5mm (0.5 inch) unit with pluggable terminals for convenient wiring
- High accuracy, linearity, stability, and reliability
- Supports normal or reverse-acting output
- Supports sink or source output wiring
- User-selectable filtering (none, low, med., high)
- Fast response (as low as 11ms)
- Selectable upscale or downscale operation for sensor errors and lead-break detection
- NAMUR-compliant output loop current
- Shock (25g) and vibration (4g) resistant
- Wide ambient operation (-40 to 80°C)
- CE compliant. UL/cUL Class I Div 2, ATEX / IECEx Zone 2 approvals



TT230 Series Transmitter Configuration Software is downloadable (FREE) from www.acromag.com.
 Windows XP, Vista, 7, & 8

The Agility™ Config Tool is downloadable (FREE) at the [Google Play Store](https://play.google.com/store/apps/details?id=com.acromag.agility).
 For Android Devices only

TT234 Model software allows you to configure transmitters offline, save the file, and download into units later, at your convenience.



Tel 877-214-6267 ■ sales@acromag.com ■ www.acromag.com ■ 30765 Wixom Rd, Wixom, MI 48393 USA



Transmitters: TT230 Series

TT234 Potentiometer / thermistor input two-wire transmitter

Performance Specifications

IMPORTANT: To prevent damage or errors from grounded PCs and surges, Acromag strongly recommends use of their USB-ISOLATOR when configuring a TT230 Series transmitter.

■ USB Interface

USB Connector

USB Mini-B type socket, 5-pin.

USB Data Rate

12Mbps. USB v1.1 and 2.0 compatible.

USB Transient Protection

Transient voltage suppression on power and data lines.

USB Cable Length

5.0 meters maximum

Driver

Not required. Uses built-in Human Interface Device (HID) USB drivers of the Windows operating system.

■ Input

Default Configuration

Pot/slidewire, 0% to 100% input, 4-20mA output, downscale break detect, medium filter.

Input Configuration

Two- or three-wire sensor input connections.

User-configurable thermistor linearization table has preset curves for resistances below at 25°C.

Programs in °C, °F, °K, or ohmic integer values only.

Input Ranges

Input Type	Input Range	Accuracy
Potentiometer	0 to 100% (100 to 100KΩ)	< ±0.01% of span
Rheostat	100 to 1MΩ	< ±0.5% of input
Thermistor 2252Ω	-40 to 100°C (-40 to 212°F)	< ±0.05°C (±0.09°F)
Thermistor 2752Ω	-40 to 100°C	< ±0.05°C (±0.09°F)
Thermistor 2795Ω	-40 to 100°C	< ±0.05°C (±0.09°F)
Thermistor 3kΩ	-40 to 100°C	< ±0.05°C (±0.09°F)
Thermistor 5kΩ	-40 to 100°C	< ±0.05°C (±0.09°F)
Thermistor 10kΩ	-40 to 100°C	< ±0.05°C (±0.09°F)
Thermistor 30kΩ	-40 to 100°C	< ±0.05°C (±0.09°F)
Custom thermistor	100 to 1MΩ	< ±0.5% of input

Input Scaling Adjust

Zero: 0 to 95% of range, typical.

Full scale: 5 to 100% of full scale range, typical.

Excitation Voltage

Thermistor/rheostat: 1.25V DC, typical.

Potentiometer: 0.3V DC, limited to 3.35mA, typical.

Lead Break (Sensor Burnout) Detection

Configurable for either upscale or downscale on thermistor or rheostat inputs. Downscale only on potentiometer/slidewire inputs.

■ Output

Output Range

4 to 20mA DC

Under-range capability 3.5mA

Over-range capability 24mA

Output Compliance

RLOAD = (V_{SUPPLY} - 11V) / 0.020A

RLOAD = 0 to 650 ohms @ 24V DC

Output DAC Resolution

16-bit D/A converter

Output Accuracy

Better than ±0.05% of span, typical (±0.1% max.) for nominal input spans. Includes the effects of repeatability, terminal point conformity, and linearization, but does not include sensor error.

Ambient Temperature Effect

Better than ±0.008% per °C of input span or ±80ppm/°C, typical. Includes the combined effects of zero and span drift over temperature.

Output Response Time (for step input change)

No filter: 11ms.

Medium filter: 150ms.

Low filter: 40ms.

High filter: 1200ms.

■ Environmental

Operating temperature

-40 to 80°C (-40° to 176°F)

Storage temperature

-40 to 85°C (-40 to 185°F)

Relative humidity

5 to 95% non-condensing

Power Requirement

12-32V DC SELV (Safety Extra Low Voltage), 24mA maximum.

Shock and Vibration Immunity

Vibration: 4g, per IEC 60068-2-6

Shock: 25g, per IEC 60068-2-27

Electromagnetic Compatibility (EMC) Compliance

Radiated Emissions: BS EN 61000-6-4, CISPR 16

RFI: BS EN 61000-6-2, IEC 61000-4-3

Conducted RFI: BS EN 61000-6-2, IEC 61000-4-6

ESD: BS EN 61000-6-2, IEC 61000-4-2

EFT: BS EN 61000-6-2, IEC 61000-4-4

Surge Immunity: BS EN 61000-6-2, IEC 61000-4-5

Approvals

CE compliant. Designed for UL/cUL Class I Division 2 Groups ABCD, ATEX / IECEx Zone 2.

■ Physical

General

General-purpose enclosure designed for mounting on 35mm "T-type" DIN rail.

Case Material

Self-extinguishing polyamide, UL94 V-0 rated, color light gray. General-purpose NEMA Type 1 enclosure.

I/O Connectors

Removable plug-in terminal blocks rated for 12A/250V; AWG #26-12, stranded or solid copper wire.

Dimensions

12.5 x 114.5 x 99.0 mm (0.5 x 4.51 x 3.90 inches).

Shipping Weight

0.22 kg (0.5 pounds) packed

Ordering Information

Models

TT234-0600

Transmitter, potentiometer/thermistor input

Services

TT230-Config/Cal

Factory custom configuration/calibration service.

Specify input type, input/output zero and full-scale values, filtering, and sensor fault settings on order.

Software

TTC-SIP (recommend one kit per customer)

Software Interface Package for Acromag TT Series transmitters. Includes configuration software CD-ROM (5040-944), isolator (USB-ISOLATOR) and two USB cables (4001-112, 4001-113).

Accessories

See www.acromag.com for more information.

USB-ISOLATOR

USB-to-USB isolator, includes USB cable (4001-112)

ISO9001
AS9100




Tel 877-214-6267 ■ sales@acromag.com ■ www.acromag.com ■ 30765 Wixom Rd, Wixom, MI 48393 USA

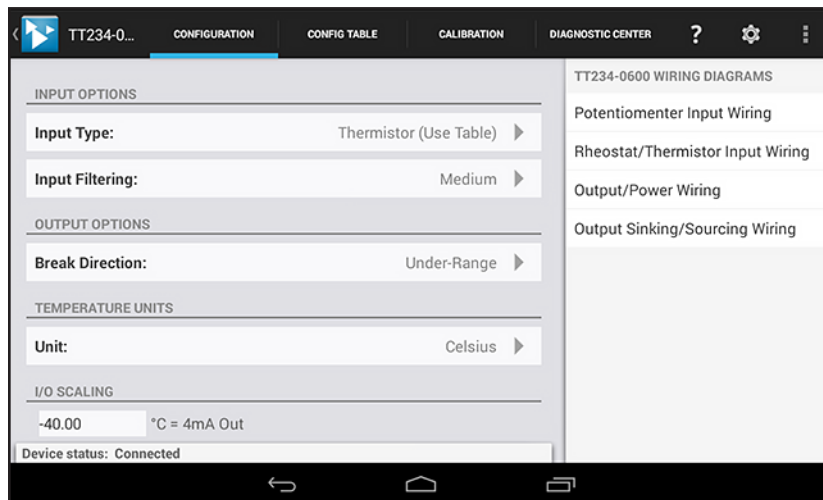
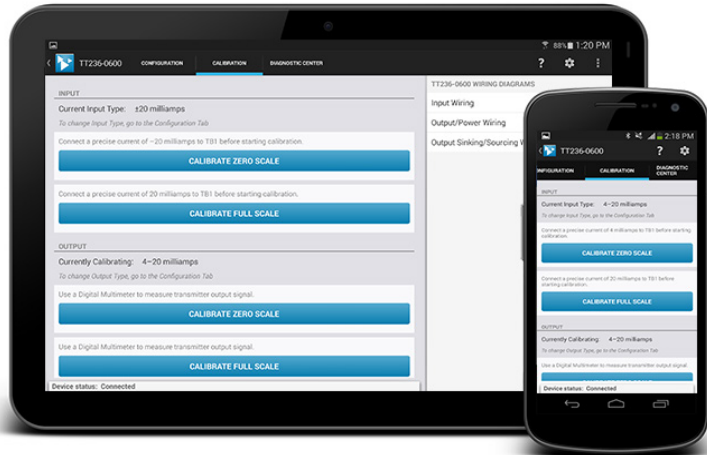
Transmitters: TT Series

Acromag Agility™ Config Tool Mobile Application

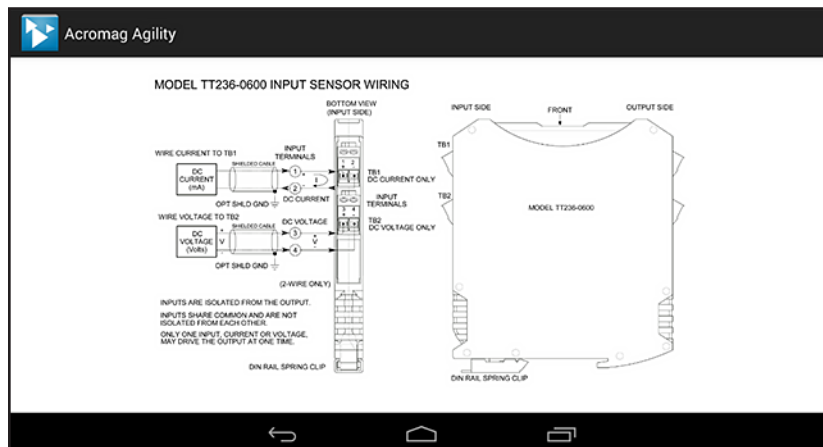
The Agility™ Config Tool is a mobile application that allows easy setup and configuration of Acromag TT Series transmitters via a tethered mobile device.

This free app is available for Android devices at the Google Play store at [Acromag Agility™ Config Tool](#).

Demo the software, no need for a module. To enter demo mode simply tap the  icon in the upper left corner 8 times.



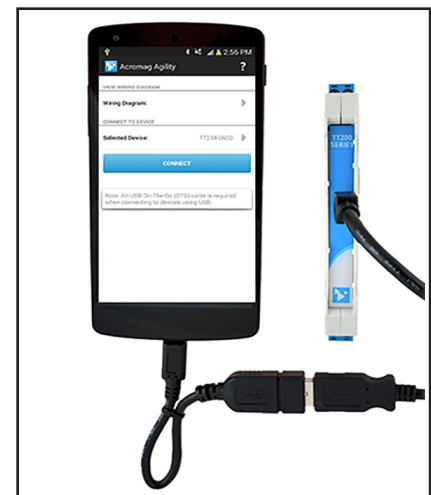
With a couple of taps, quickly configure input, output, unit and scaling options.



Quick and easy access to the wiring diagram, even offline without internet access.

Key Features & Benefits

- Connects to Acromag TT Series transmitters (except models TT231)
- Requires the use of USB OTG Cable (Acromag part #: 5028-565) and USB A to Mini B Cable (Acromag part #: 4001-113)
- Configures and calibrates TT Series products via phone or tablet running Android 4.3 ICS (Ice Cream Sandwich) or later.
- View wiring diagrams, even without an internet connection
- Perform quick and easy field diagnostics and troubleshooting
- Ideal for field technicians



Acromag 
THE LEADER IN INDUSTRIAL I/O

Tel 877-214-6267 ■ sales@acromag.com ■ www.acromag.com ■ 30765 Wixom Rd, Wixom, MI 48393 USA