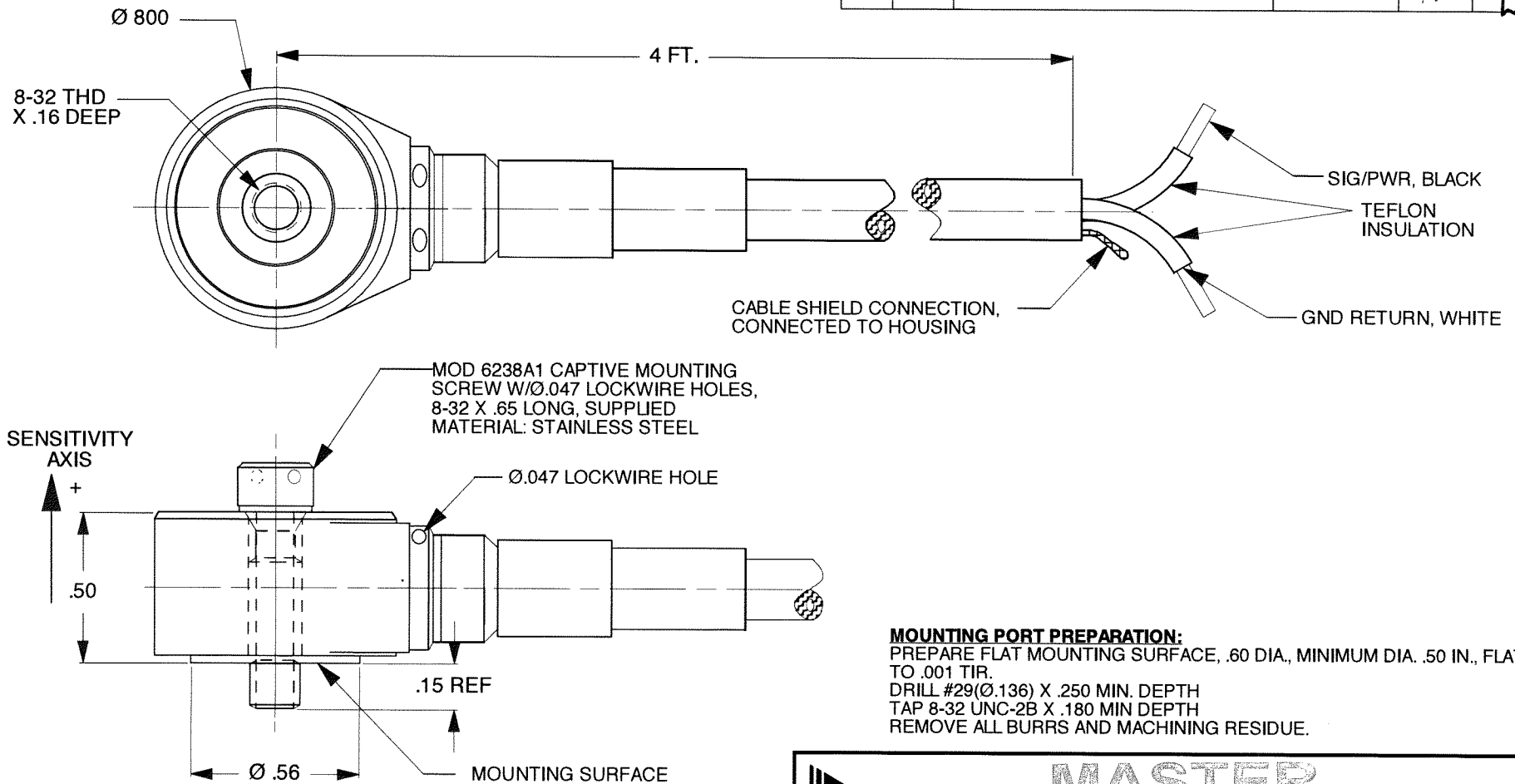


REV	ECN	DESCRIPTION	BY/DATE	CHK	APPR
E	8962	DELETED NAS CALLOUT MATERIAL IS: STAINLESS STEEL	AB 08/08/12	JS	DV
F	10883	UPDATED TO SHOW GROOVES ON COVER	EC 04/03/14	JS	DV
G	14611	ADDED NOTE 4 OPERATING TEMP...	RA 10/29/18	AM	W


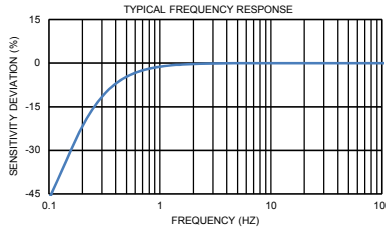
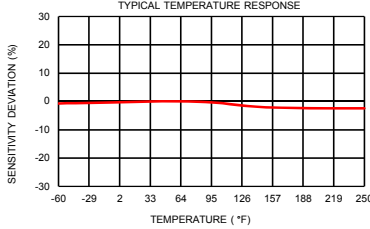
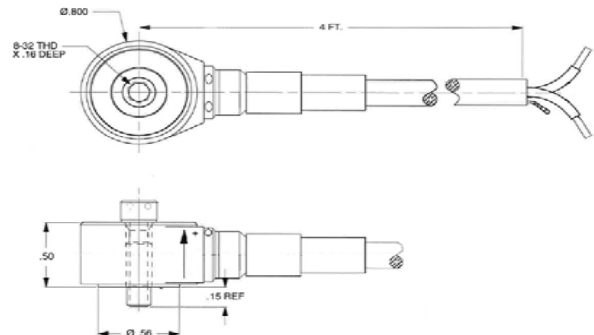



**MOUNTING PORT PREPARATION:**  
 PREPARE FLAT MOUNTING SURFACE, .60 DIA., MINIMUM DIA. .50 IN., FLAT TO .001 TIR.  
 DRILL #29( $\varnothing .136$ ) X .250 MIN. DEPTH  
 TAP 8-32 UNC-2B X .180 MIN DEPTH  
 REMOVE ALL BURRS AND MACHINING RESIDUE.

- 4 OPERATING TEMP: -60° TO +320°F [-51° TO +160°C]
- 3 RECOMMENDED TORQUE ON MOUNTING SCREW: 15 LB-INCHES .
- 2 WEIGHT: 23 GRAMS (LESS CABLE).
- 1 FOR BEST FREQUENCY RESPONSE, ACCELEROMETER MUST CONTACT MOUNTING SURFACE OVER ENTIRE MOUNTING SURFACE OF THE ACCEL

EXCEPT AS OTHERWISE NOTED	
ALL DIMENSIONS IN INCHES TOLERANCE: .XXX = ± .XX = ± .01	
SURFACE FINISH EXCEPT AS NOTED	✓
BREAK EDGES TO DEBURR RADIUS OR CHAMFER	MAX
THESE DIAS $\odot$ TO	T.I.R.
FILLETS -	MAX RAD.

<b>DYTRAN</b> INSTRUMENTS, INC.		<b>MASTER</b> ONLY IF IN RED		CHATSWORTH, CA.	
SCALE	2X	REV	-	DATE	-
DATE	5/2/97	PART NO.	SEE REV BLK		
DRAWN	N.C.	CHECKED	N.C.	MAT'L	G
APPROVED	DV 12/04/10	NEXT ASSEMBLY	USED ON 3168F		
TITLE				DWG NO.	
OUTLINE/INSTALLATION DRAWING, MODEL 3168F				127-3168F	
SHEET 1 OF 1					

MODEL NUMBER		PERFORMANCE SPECIFICATION				DOC NO.					
3168F						PS3168F					
		ACCELEROMETER, IEPE, SINGLE AXIS				REV B, ECN 14611, 10/30/18					
		<ul style="list-style-type: none"><li>• RUGGED, LIGHTWEIGHT</li><li>• FLAT HIGH FREQUENCY RESPONSE</li><li>• CAPTIVE HOLE MOUNT</li><li>• CASE ISOLATED</li><li>• HERMETICALLY SEALED</li></ul>				<b>This family also includes:</b>					
		Model		Sensitivity (mV/g)		Range (Gpeak)		Oper. Temp(°F)		Cable Length (FT)	
Please, refer to the performance specifications of the products in this family for detailed description.											
<b>Supplied Accessories:</b>											
1) Accredited Calibration Certificate (ISO 17025)											
2) Mounting Screw, Model 6238A1, 8-32 UNRC-3A											
<b>Notes:</b>											
[1] Measured at 100 Hz, 1 G rms per ISA RP 37.2.											
[2] Measured using zero-based best straight-line method, % of F.S. or any lesser range.											
[3] Do not apply power to this device without current limiting, 20 mA MAX.											
To do so will destroy the integral IC amplifier.											
<b>PHYSICAL</b>		ENGLISH		SI							
Weight, Less Cable, Max		0.81		oz		23		grams			
Mounting Provision		8-32 Captive Hole				8-32 Captive Hole					
Material		300 SERIES SS				300 SERIES SS					
Housing Cable		Viton				Viton					
<b>PERFORMANCE</b>											
Sensitivity +/- 5% [1]		10		mV/g		1.02		mV/ m/s <sup>2</sup>			
Range F.S. For ± 5 Volts Output		± 500		g pk		± 4905		m/s <sup>2</sup> pk			
Frequency Range ± 5%		1 to 20,000		Hz		1 to 20,000		Hz			
Resonant Frequency		> 50		KHz		> 50		KHz			
Linearity [2]		± 1		%F.S		± 1		%F.S			
Transverse Sensitivity, Max.		5		%		5		%			
Equivalent Electrical Noise Floor, Max		0.007		grms		0.07		m/s <sup>2</sup> rms			
<b>ENVIRONMENTAL</b>											
Maximum Vibration		600		±gpk		5886		± m/s <sup>2</sup> pk			
Maximum Shock		3000		±gpk		29430		± m/s <sup>2</sup> pk			
Temperature Range (Operational)		-60 to +320		°F		-51 to +160		°C			
Seal		Hermetic				Hermetic					
Base Strain Sensitivity		0.001		g/µε		0.01		m/s <sup>2</sup> / µε			
<b>ELECTRICAL</b>											
Supply Current [3]		2 to 20		mA		2 to 20		mA			
Compliance Voltage Range		18 to 30		VDC		18 to 30		VDC			
Output Impedance, Typ.		100		Ω		100		Ω			
Bias Voltage		7.5 to 9.5		VDC		7.5 to 9.5		VDC			
Discharge Time Constant		0.5 - 1.2		sec		0.5 - 1.2		sec			
Electrical Isolation, Min		10		GΩ		10		GΩ			
Output Signal Polarity		Positive				Positive					
											
											
											
Units on the line drawing are in inches, units in brackets are in millimeters. Refer to 127-3168F for more information.											
		21592 Marilla Street, Chatsworth, California 91311 Phone: 818.700.7818 Fax:818.700.7880 www.dytran.com For permission to reprint this content, please contact info@dytran.com									