
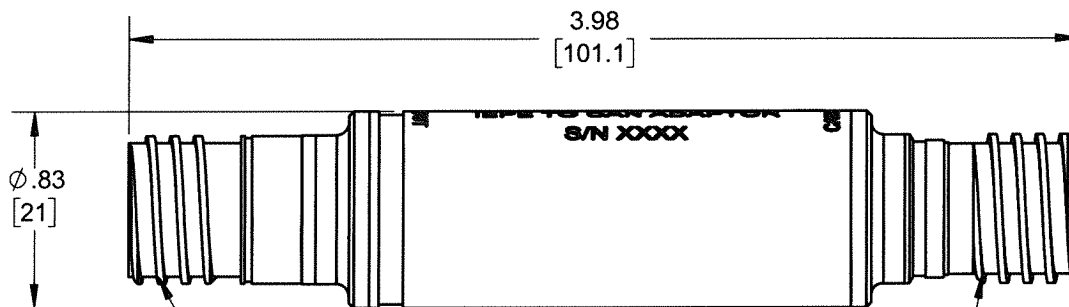



PROPRIETARY AND CONFIDENTIAL

THE INFORMATION CONTAINED IN THIS DRAWING IS THE SOLE PROPERTY OF DYTRAN INSTRUMENTS INC. ANY REPRODUCTION IN PART OR AS A WHOLE WITHOUT THE WRITTEN PERMISSION OF DYTRAN INSTRUMENTS INC. IS PROHIBITED

REVISIONS

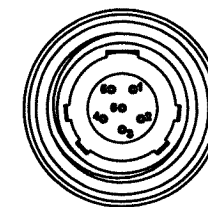
REV	ECN	DESCRIPTION	BY/DATE	CHK	APPR
A	14758	INITIAL RELEASE	AM 12/13/18	<i>AM</i>	<i>MH</i>



PIN A - CASE GND
PIN B - IEPE GND/RET
PIN C - IEPE SIG/PWR

CONNECTOR RECEPTACLE,
3-PIN, D38999/25YA98PN
MATES WITH
D38999/26WA98SN

CONNECTOR, 6-PIN,
D38999/25YA35PN
MATES WITH
D38999/26WA35SN



PIN 1 - CAN HI
PIN 2 - CAN LO
PIN 3 - POWER
PIN 4 - GND RET
PIN 5 - GATE
PIN 6 - BOOT RST

2. MATERIAL: 300 SERIES STAINLESS STEEL.

1. WEIGHT: 85 GRAMS, MAX.

NOTES: UNLESS OTHERWISE SPECIFIED

4760A	UNLESS OTHERWISE SPECIFIED: INTERPRET DIM & TOL PER ASME Y14.5M - 1994. REMOVE BURRS. COUNTERSINK INTERNAL THDS 90° TO MAJOR DIA. CHAM EXT THDS 45° TO MINOR DIA. THD LENGTHS AND DEPTHS ARE FOR MIN FULL THDS. THDS PER MIL-S-7742. DIMENSIONS APPLY AFTER FINISHING.
USED ON	NEXT ASSY
APPLICATION	
THIRD ANGLE PROJECTION USA	
ALL MACHINED SURFACES. ⁶³ TOTAL RUNOUT WITHIN .005. BREAK SHARP EDGES .005 TO .010. MACHINED FILLET RADII .005 TO .015. WELDING SYMBOLS PER AWS A2.4. ABBREVIATIONS PER MIL-STD-12.	

UNLESS OTHERWISE SPECIFIED: DIMENSIONS ARE IN INCHES. DIMENSIONS IN BRACKETS [] ARE IN MILLIMETERS TOLERANCES ARE: INCHES METRIC ANGLES .XX ± .03 .X ± 0.8 ± 1° .XXX ± .010 .XX ± 0.25	
MATERIAL	
FINISH	
DO NOT SCALE DRAWING	

CONTRACT NO.	
APPROVALS	
ORIG	LN
CHK	<i>AM</i>
APP	<i>MH</i>
DATE	06/20/14
DATE	1/2/19
DATE	1/22/19



MASTER
INSTRUMENTS INC. Chatsworth, CA
ONLY IF IN RED

TITLE: **OUTLINE/INSTALLATION DWG, MODEL 4760A**

SIZE	CAGE CODE	DWG. NO.	REV
A	2W033	127-4760A	A
SCALE: NONE		SOLIDWORKS	SHEET 1 OF 1