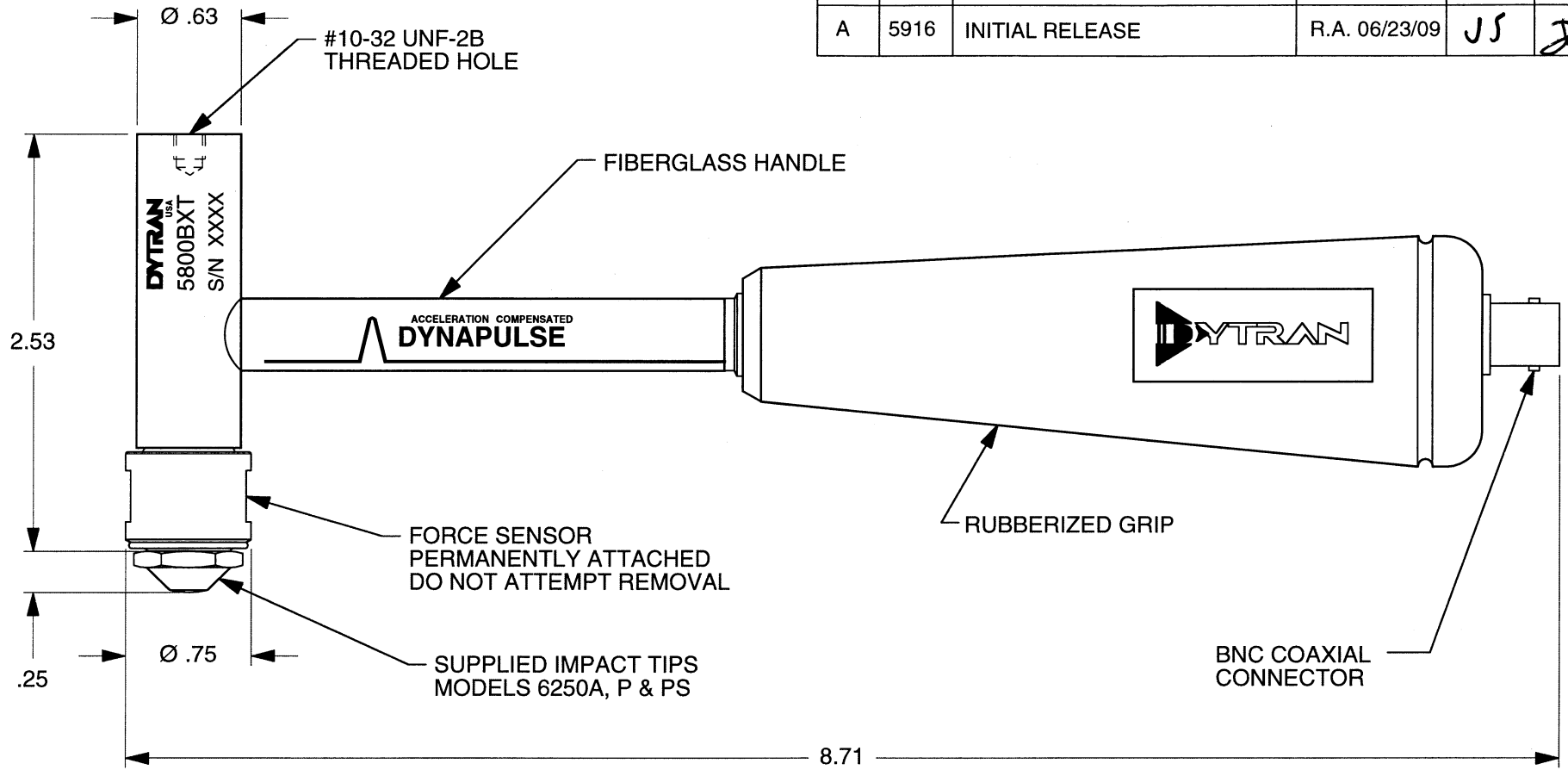


REV	ECN	DESCRIPTION	BY/DATE	CHK	APPR
A	5916	INITIAL RELEASE	R.A. 06/23/09	JS	<i>[Signature]</i>



MODEL NO.	SENSITIVITY
5800B2T	100 mV/LbF
5800B3T	50 mV/LbF
5800B4T	10 mV/LbF
5800B5T	5 mV/LbF

1. HEAD WEIGHT - 100 GRAMS, TOTAL WEIGHT-220 GRAMS

		<h1>MASTER ONLY IF IN RED</h1>		CHATSWORTH, CA.	
SCALE	1X	REV	-	DATE	SEE REV BLOCK
DATE	6/23/09	PART NO.			
DRAWN	N.C.	CHECKED	JS	MAT'L	
APPROVED	<i>[Signature]</i>	NEXT ASSEMBLY		USED ON	
TITLE				DWG NO.	
<b>OUTLINE/INSTALLATION DRAWING, IMPULSE HAMMER SERIES 5800BT</b>				<b>127-5800BT</b>	
				SHEET 1 OF 1	

Model Number <b>5800B5T</b>	<b>PERFORMANCE SPECIFICATION</b>	Doc No <b>PS5800B5T</b>
	<b>DYNAPULSE™ IMPULSE HAMMERS</b>	REV B, ECN 11678, 01/22/15



- IMPULSE HAMMERS
- EXCELLENT LINEARITY

**This family also includes:**

Model	Sensitivity (mV/Lb)	Range(Lbs. Force)	Max.Force (Lbs. Force)	Oper. Temp(°F)
5800B2T	100	50	1000	-40 to +150
5800B3T	50	100	1000	-40 to +150
5800B4T	10	500	1000	-40 to +150

Please, refer to the performance specifications of the products in this family for detailed description

**Supplied Accessories:**

- 1) Accredited calibration certificate (ISO 17025)
- 2) Impact tips, (1) model 6250A(aluminum), (1) model 6250P(Plastic) and (1) 6250PS, (soft plastic)

**Notes:**

[1] Percent of full scale or any lesser range, Zero based best-fit straight line method.

**PHYSICAL**

Weight, Head Connector [1]  
Coaxial Material  
Head Material  
Handle Material  
Sensing Element Material  
Mode

ENGLISH		SI
3.5	oz	100 grams
BNC Receptacle		BNC Receptacle
Stainless Steel		Stainless Steel
Stainless Steel		Stainless Steel
Fiber Glass		Fiber Glass
Quartz		Quartz
Compression		Compression

**PERFORMANCE**

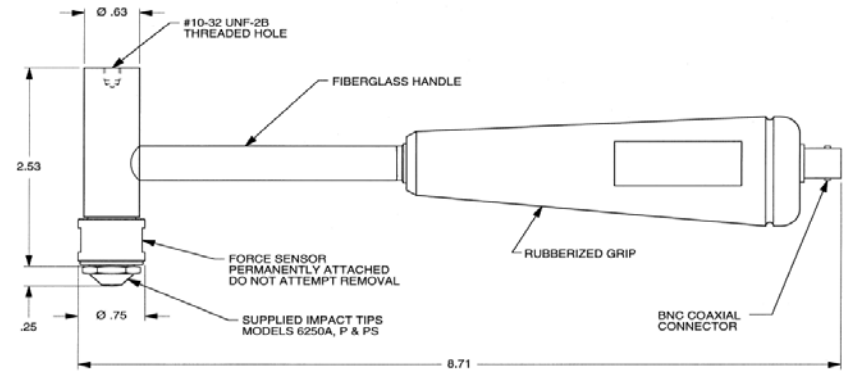
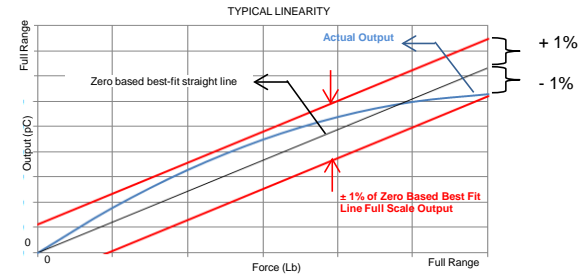
Sensitivity, ± 10 %  
Range  
Maximum Force  
Linearity [1]  
Resonant Frequency  
Stiffness  
Operating Temperature

ENGLISH		SI
5	mV/LbF	1 mV/N
1,000	Lbs. Force	4.4 kN
2,000	Lbs. Force	8.9 kN
± 1	% Full Scale	± 1 % Full Scale
75	kHz	75 kHz
11.4	Lb/µin	1.97 kN/µm
-40 to +150	°F	-40 to +150

**ELECTRICAL**

Output Voltage F.S  
Output Impedance, Max  
Compliance Voltage Range  
Supply Current Range  
Discharge Time Constant

ENGLISH		SI
±5	V	±5 V
100	Ω	100 Ω
+18 to +30	VDC	+18 to +30 VDC
2 to 20	mA	2 to 20 mA
300 to 305	Sec	300 to 305 Sec



Units on the line drawing are in inches, units in brackets are in millimeters. Refer to 127-5800BT for more information.



21592 Marilla Street, Chatsworth, California 91311 Phone: 818.700.7818 Fax:818.700.7880 www.dytran.com  
For permission to reprint this content, please contact info@dytran.com