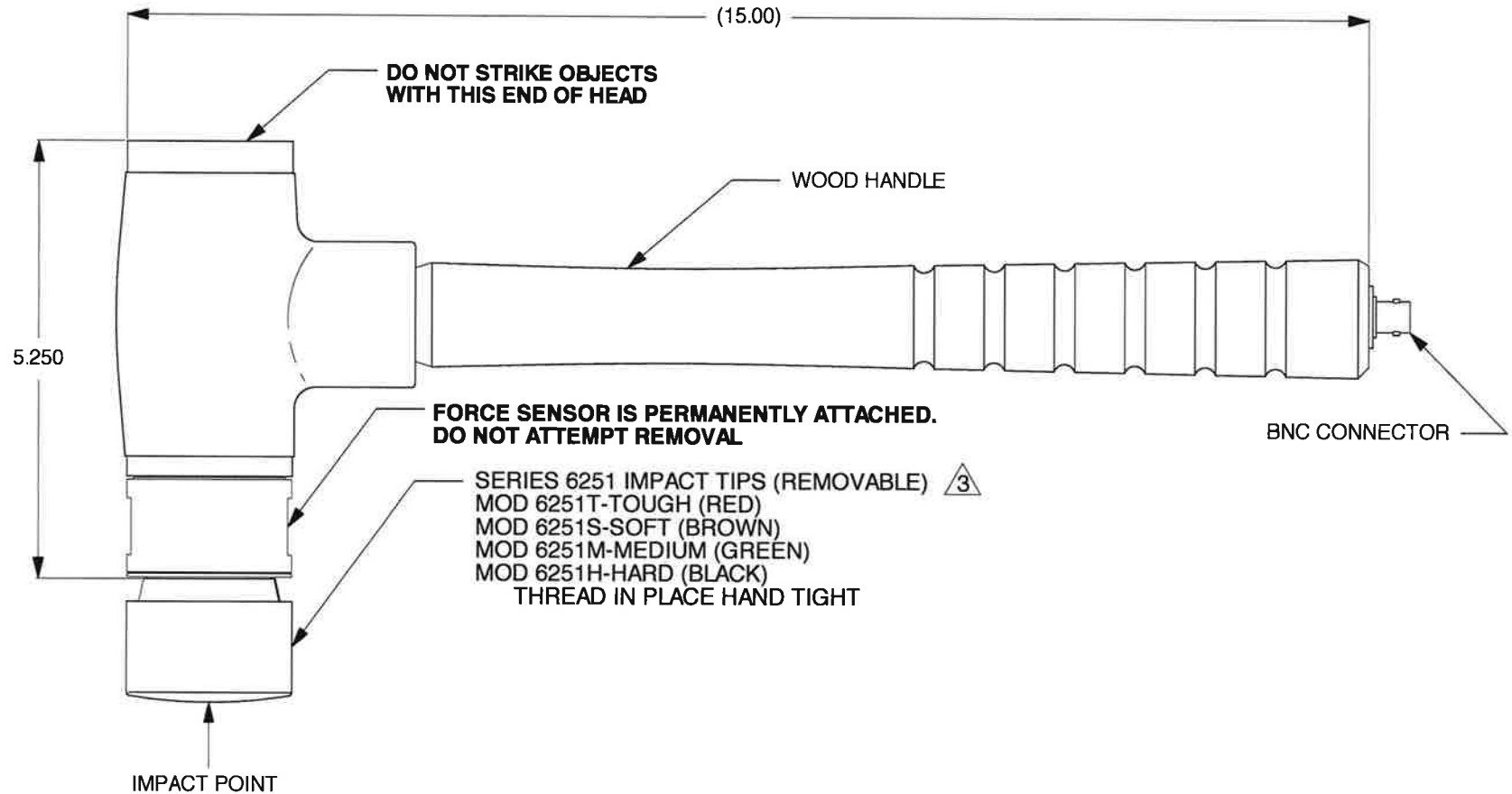


REV	ECN	DESCRIPTION	BY/DATE	CHK	APPR
C	14056	ADDED NOTE 4 OPERATING TEMP.	RLA 03/07/18	MA	LW



4. OPERATING TEMP: -40°C TO +66°C (-40°F TO +151°F)

⚠ DO NOT USE WITHOUT IMPACT TIP!

2. SENSITIVITY: 1.0 MV/LB, NOMINAL  
CONSULT CALIBRATION CERTIFICATION  
FOR ACTUAL SENSITIVITY.

1. HEAD WEIGHT: APPROX. 3 LBS

		<b>MASTER</b> ONLY IF IN RED CHATSWORTH, CA.					
SCALE	1/2	REV	C	DATE	SEE REV BLK	ECN	14056
DATE	8/10/83	PART NO.					
DRAWN	N.C.	CHECKED	PML	MAT'L			
APPROVED	PML 04/12/06		NEXT ASSEMBLY	USED ON		5802A	
TITLE						DWG NO.	
<b>INSTRUMENTED IMPLUSE HAMMER, 3 LBS, MODEL 5802A</b>						<b>127-5802A</b>	
SHEET 1 OF 1							

	<b>IMPULSE HAMMER</b>	REV B, ECN 14056, 03/06/18
--	-----------------------	----------------------------



- ACCELERATION COMPENSATED
- EXCELLENT LINEARITY
- INTERCHANGABLE IMPACT TIPS

**Supplied Accessories:**

- 1) Series 6251 Impact Tips: SEE TABLE →
- 2) Accredited calibration certificate (ISO 17025)

Part #:	Color:	Hardness:
6251S	Brown	Soft
6251M	Green	Medium
6251T	Red	Tough
6251H	Black	Hard

**Excitation:**

↑ Lower Frequency

↓ Higher Frequency

**Suggested Accessories**

- 1) Constant Current Power Source Units:
  - 4105C: Battery Powered
  - 4114B1: Line Operated
- 2) Compatible Cables:
  - 6020AXX: BNC to BNC connection
  - 6011AXX: BNC to 10-32 connection
  - 6113: 10-32 to BNC adaptor

**Notes:**

- [1] In the interest of constant product improvement, we reserve the right to change specifications without notice.
- [2] Supply power from constant current source power sources only. Do not use with power supply without current limiting, 20mA maximum. To do so will destroy built-in amplifier.
- [3] Percent of full scale or any lesser range, Zero based best-fit straight line method.
- [4] Do not attempt to measure the resistance at the BNC connector. Many Ohm meters will provide a test voltage with high enough current to destroy the built-in IC.

**PHYSICAL**

Weight	Head	3.0	lbs	1.36	kg
Length	Type	15	in.	38	cm
Connector	Thread	Coaxial		Coaxial	
	Location	BNC		BNC	
	Force Sensor	End		End	
	Hammer Head	17-4 PH SS		17-4 PH SS	
	Handle	Cast Steel		Cast Steel	
	Impact Tips	Wood		Wood	
	Material	Polyurethane		Polyurethane	
	Sensing Element	Quartz		Quartz	
	Mode	Compression		Compression	

ENGLISH		SI	
Weight	3.0 lbs	1.36	kg
Length	15 in.	38	cm
Thread	Coaxial	Coaxial	
Location	BNC	BNC	
Force Sensor	End	End	
Hammer Head	17-4 PH SS	17-4 PH SS	
Handle	Cast Steel	Cast Steel	
Impact Tips	Wood	Wood	
Material	Polyurethane	Polyurethane	
Sensing Element	Quartz	Quartz	
Mode	Compression	Compression	

**PERFORMANCE**

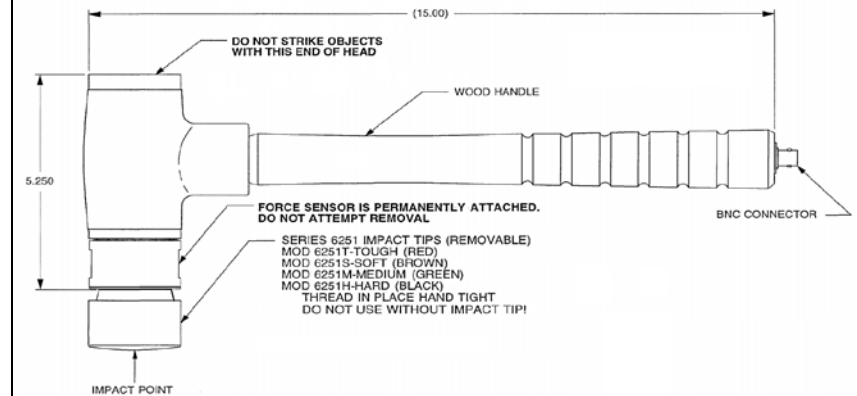
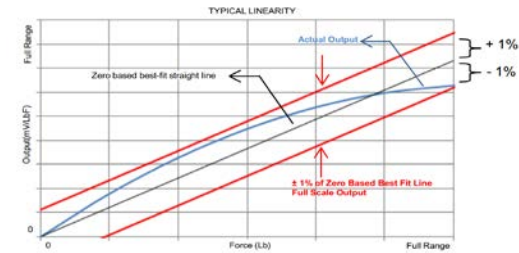
Sensitivity, ± 10 %	1	mV/LbF	0.25	mV/N
Range	5,000	Lbs. Force	22.2	kN
Maximum Force	10,000	Lbs. Force	44.5	kN
Linearity [3]	± 1	% Full Scale	± 1	% Full Scale
Resonant Frequency	75	kHz	75	kHz
Stiffness, Force Sensor	42	Lb/μin	7.28	kN/μm

**ELECTRICAL**

Output Voltage F.S	±5	V	±5	V
Output Impedance, Max [4]	100	Ω	100	Ω
Bias Voltage	7.5 to 9.5	VDC	7.5 to 9.5	VDC
Compliance Voltage Range [2]	+18 to +30	VDC	+18 to +30	VDC
Supply Current Range [2]	2 to 20	mA	2 to 20	mA
Discharge Time Constant, Nom	>1500	Sec	>1500	Sec

**ENVIRONMENTAL**

Operating Temperature	-40 to +151	°F	-40 to +66	°C
-----------------------	-------------	----	------------	----



Units on the line drawing are in inches, units in brackets are in millimeters. Refer to 127-5802A for more information.

